



# BEVERAGE-AIR

Project: _____	AIA# _____
Item: _____	
Location: _____	SIS# _____
Approved: _____	

## DUAL TEMP WORKTOP

WTFR48AHC Two Door Freezer/Refrigerator  
Hydrocarbon Series

MODEL:  
WTFR48AHC

WTFR48AHC DUAL TEMP WORKTOP

7 Year Parts/Labor Warranty  
7 Year Compressor Warranty

### CABINET CONSTRUCTION

- Stainless steel front, sides, doors, and grille (galvanized back & bottom)
- Interior liner is made of corrosion resistant aluminum
- Stainless steel top
- 4" Removable backsplash
- Dual Temp: left side freezer, right side refrigerator units provide two different operating temperature zones for different types of products
- Full electronic control
- Interior thermometer is standard
- Self-closing doors with 120° stay-open feature, on cartridge style hinges
- Magnetic gasket attached to each door for positive seal
- Painted aluminum door handles
- 6" Casters, two (2) with brakes standard
- Four (4) epoxy-coated steel wire shelves
- Field reversible doors (hinge kit required)

### OPTIONS & ACCESSORIES

- Stainless steel back
- Stainless steel interior
- Right or left hinged door
- Locks (doors only)
- Wire shelf divider
- 3" Casters or 6" legs
- Low profile casters
- 4" Foamed-in-place backsplash (-FIP)
- Flat-top with no backsplash (-FLT)
- Remote option\* (see note on back page)

### REFRIGERATION SYSTEM

- Uses environmentally friendly, energy efficient R290 refrigerant, and meets all regulatory requirements for CARB, SNAP, DOE & more
- Adaptive defrost
- Freezer maintains product temperature from -10°F and below
- Refrigerator maintains product temperatures between 36°F and 38°F



  
Please verify qualifying units by visiting:  
[www.energystar.gov/cfs](http://www.energystar.gov/cfs)

3779 Champion Blvd., Winston-Salem, NC 27105  
1-888-845-9800 Fax: 1-336-245-6453  
[Beverage-Air.com](http://Beverage-Air.com) [Sales@bevair.com](mailto:Sales@bevair.com)



# BEVERAGE-AIR®

MODEL	WTFR48AHC
<b>EXTERNAL DIMENSIONAL DATA</b>	
Width Overall	48"
Depth Overall (with handle & bumper)	32"
Height Overall (with casters)	39 5/8"
Number of Doors	2
Depth with Door Extended	52 1/4"
Door Openings (in)	19 1/2" x 21 3/4"
<b>INTERNAL DIMENSIONAL DATA</b>	
NET Capacity (cubic ft.)	(F) 5.31 (R) 5.31
Internal Width Overall (in)	(2) 21"
Internal Depth Overall (in)	15 3/8"
Internal Height Overall (in)	23"
Number of Shelves	4
<b>ELECTRICAL DATA</b>	
Full Load Amperes 115/60/1	(F) 2.5 (R) 2.0
<b>REFRIGERATION DATA</b>	
Horsepower	(F) 1/4 (R) 1/6
Capacity (BTU/Hr)	(F) 857 (R) 1110
Heat Rejection (BTU/Hr)	2950.5
Charge (lbs/grams/ounces)	(F) 0.0992 / 45 / 1.59 (R) 0.1323 / 60 / 2.12
<b>SHIPPING DATA</b>	
Gross Weight - Crated	314 lbs
Height - Crated	36"
Width - Crated	51"
Depth - Crated	32"

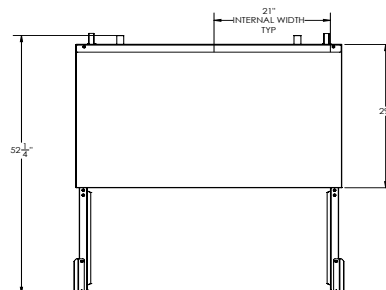
\*NOTE: Remote units are field wired and come with 6" legs.  
Refrigerant must be specified at time of order.

We reserve the right to change specifications and product design without notice.  
Such revisions do not entitle the buyer to corresponding changes, improvements,  
additions or replacements for previously purchased equipment. Dimensional  
tolerances +/- 1/4". Metric dimensions (MM).

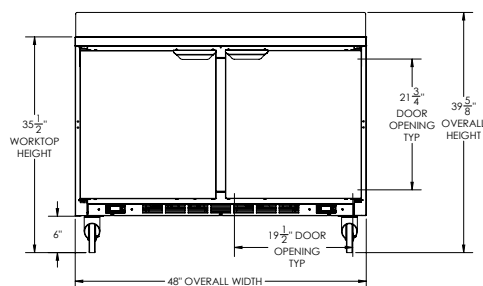
## Dual Temp Worktop Freezer/Refrigerator Model: WTFR48AHC

### Model Views

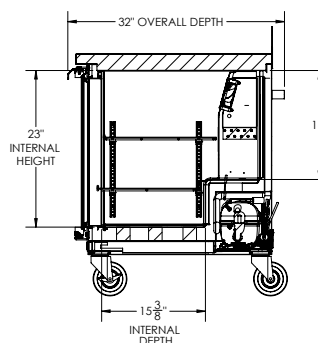
Required Clearance: 3" Bottom & 2" Rear



### PLAN VIEW



### ELEVATION VIEW



### SIDE VIEW

### ELECTRICAL CONNECTION



115/60/1  
(2) NEMA 5-15P

Unit pre-wired at factory  
and include (2) 8' long  
cord and plug set.



3779 Champion Blvd., Winston-Salem, NC 27105 1-888-845-9800 Fax: 1-336-245-6453 Beverage-Air.com Sales@beva.com

